


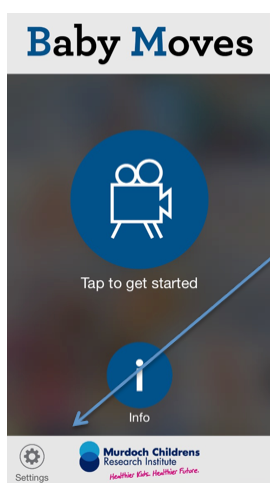
How to use the Baby Moves app




Baby Moves allows parents to record and upload a video of their baby's natural body movements to be checked by a health professional using the General Movements assessment (www.general-movements-trust.info). The General Movements assessment looks at specific movement patterns that occur when your baby is awake and lying on their back without any other handling.

1. Search for 'Baby Moves' in App Store

2. Download the app and go to 'Settings'



3. Choose a study



4. Enter info

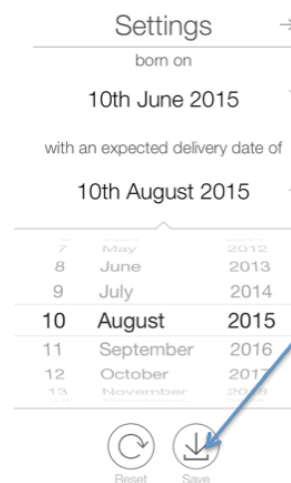
Enter ID (this is your baby's study number) _____

If you have twins: Tap '+' & enter second ID _____

Select date of birth ____/____/____

Select expected delivery date. (This is the date that your baby was due to be born on). ____/____/____

Press 'Save'.



Make sure that you allow notifications so that you get reminders about when to video your baby

Any questions about the app?

There is a contact email in the Info section specific to the study you are participating in.

